


Quilting Lines



Quilter's
Guild
of
Dallas

July 2006

Volume 14, No. 11

NOTIONS . . .

from our president

Somehow every year, about this time it gets hot, hot, hot, and while it seems quilting would be the last thing on our mind, it is always first and foremost in mine. It is just another opportunity to stay inside in the cool air and sew. Of course, if you have read many of my messages, you will know that everything that happens is an excuse to quilt. If the sun comes up in the morning, if it rains, if a friend comes for a visit, a vacation.....all opportunities to make quilts.

On my trip to Santa Fe in May, two quilting related things happened. One was getting some work done on a quilt top I took along and the other thing was running into Irma Gail Hatcher in the grocery store there. It was the perfect vacation. I was there with several members of our family, 3 of the grandchildren, inspirational beauty, and a quilt to work on. How perfect is that?

In the past few weeks I have received several of the publications that I subscribe to and as always marveled at the incredible community we belong to. Quilt makers must be the most generous, giving group of any kind. There are always reminders of contributions not only to natural disasters like the hurricanes last year, but to ongoing projects by every kind of quilt group, guilds, and internet lists. There are a number of projects going on related to the war in Iraq. One large

group is making quilts for every family who lost a loved one in the war.

Another group is making quilts for the injured service men and women. We saw the same type of projects take place right after the 911 events.

As with our Guild, these are in addition to all the fine work that takes place on the local level in nearly every community. We support children that are at the local Ronald McDonald House, generously provide quilts to charities that help kids that are in families that do not have all the advantages of some, and recently giving a nice donation to the Family Place to help women and children escape abuse. And of course, the Stocking Project. I am constantly in awe of the generous spirit of all of you.

One of my great dreams is to think of ways to spread the joy. I am constantly trying to figure out ways to bring new people into our organization, and then to make sure that all of our members participate in our activities. One of my favorite things that happen is when our wonderful quilts are shown to new people in the community who have no

See Notions Page 6

Calendar Corner



July In Review

July 6 ~ Trash to Treasures

July 27

~ Executive Committee Meeting
@ 7 p.m. R.E.I.

July 27

~September Newsletter Deadline

Coming Attractions

August 3 ~ Gee's Bend Quilts

September 7 ~ Barb Vlack

* Denotes Location Change
** Denotes Date Change

Meeting Location

Congregation Shearith Israel
9401 Douglas, Dallas TX
SE corner Walnut Hill
and Dallas Tollway

Doors open 6:30 ~ Meeting 7:15 p.m.

EXECUTIVE COMMITTEE 2005 ~ 2006

BOARD OF DIRECTORS

PRESIDENT

~ Barbara Hartman ~

1ST VP COMMUNITY SERVICE

~ Rhonda Anderson ~

2ND VP WAYS & MEANS

~ Carol Dickschat ~

3RD VP PROGRAMS/WORKSHOPS

~ Anne Colvin Mosher ~

GENERAL TREASURER

~ Chris Becker ~

ASSISTANT TREASURER (SHOW)

~ Marcia Hampton ~

4TH VP MEMBERSHIP

~ Val Hubbard ~

5TH VP FINANCE

~ Marie Zaczkowski ~

6TH VP SHOW

~ Frances Hafer ~

SECRETARY

~ Charmaine Harris ~

PARLIAMENTARIAN

~ open ~

GROWTH & DEVELOPMENT

~ Marilou Wimmer ~

INTERNAL COMMUNICATIONS

~ Mary Howard ~

STANDING COMMITTEES

DONATION QUILT 2006

~ Rhonda Anderson ~

DONATION QUILT 2007

~ Debbie Tribble ~

PUBLICITY/MARKETING

~ Doloris Lajoie ~

EDUCATION AND ENDOWMENT

~ Margaret Wolf ~

HISTORIAN/PHOTOGRAPHER

~ open

LIBRARY

~ Peggy Keirstead ~

NEWSLETTER

~ Shelly Goodwyn ~

NEW MEMBER CONTACT

~ Marianne Gildea ~

NOMINATING

~ Sharon Renick ~

WEBSITE MANAGER

~ Judy Kriehn ~

SPECIAL COMMITTEES

KEEPER QUILT 2005 (FALL)

~ Rhonda Anderson ~

COVERS FOR KIDS

DALLAS CHILDREN'S ADVOCACY CENTER

~ Marcia Shurtleff ~

RONALD McDONALD

~ Kay Cox ~

VOGEL ALCOVE

~ Pam Hanson ~

BLOCK CONTEST 2005/KEEPER QUILT 2006 (BIRDS)

~ Richard Larson

GUILD STORE

~ Theresa Cunningham ~

MINIATURE QUILT AUCTION

~ Concetta Boscardin ~

QUILT CURATOR

~ Marcia Hampton

RESOURCE LIST

~ Mary Howard ~

RETREAT

~ Val Hubbard ~

STOCKING PROJECT

~ Valerie Salter ~

SUNSHINE AND SHADOW

~ Mary Howard ~

TEXAS ASSOCIATION QUILT GUILDS REPRESENTATIVE

~ Marie Zaczkowski ~

MEMBERSHIP

Notes From Membership

Valerie Hubbard

Currently the guild has 667 members. Several door prizes were donated by Ellis County Guild, The Fabric Affair, Quilt Country, Carriage House Quilt Shoppe, Jackie Galubenski and various guild members. Please support our local Quilt Shops and let them know how much we appreciate them.

We had 1 new member join and 7 visitors to our June meeting. There were 140 members in attendance. Thank you to the Sew What's Friendship Group for their assistance at the June meeting.

Do you remember the name of the member that sat next to you at the last meeting? Did you find out what that member liked to do most in quilting (hand, machine, appliqué or any of the other areas of quilting)? I am still hearing from members how interesting it has been to get to know other members of the Guild. How many new people have you gotten to know? When I first started coming to the meetings people like Carol, Frances, Barbara, Terry, Shelly, Judy, Anne, Dana, Richard, Virginia, Rhonda, etc were so scary to me. They were the "important" people. I couldn't talk to them, I certainly couldn't get to know them as they were too important for me to talk to. Well guess what, they like to get to know us, but sometimes they don't want to intrude on our space. So introduce yourself to them and let them get to know who you are.

Change of Address

QGD Member Number: _____

Name: _____

New address: _____

New Phone Number: _____

New e-mail Address: _____

Send to: Valerie Hubbard
Quilter's Guild of Dallas, Inc.
305 Spring Creek Village
Suite 508, Box 521, Dallas TX 75248-5711

Quilter's Guild of Dallas

New membership, renewal and change of address (see insert bottom left of this page) should be sent to:

Valerie Hubbard, Quilter's Guild of Dallas, Inc.
305 Spring Creek Village
Suite 508, Box 521
Dallas TX 75248-5711

When renewing or changing address (or name), please include your membership number.

Membership Dues: (USD)/year

September-February \$25.00

March-August \$15.00

Renewing/Rejoining Members \$25.00

Charter Members \$20.00

Senior Citizens (65+) \$15.00

Junior Members (age 18 or under) \$15.00

International Members shall pay the above applicable annual dues plus \$15.00.

Dues are non-refundable/non-transferable

Please make checks payable to: Quilter's Guild of Dallas.

Quilting Lines

... is the monthly newsletter for members of The Quilter's Guild of Dallas, a non-profit organization formed to preserve the heritage of quilting, to be a source of information and inspiration, to perpetuate a high quality of excellence in quilting and related arts, and to be a gathering for people with a common interest. *Quilting Lines* is published twelve times a year by The Quilter's Guild of Dallas.

No part of this publication may be reproduced, stored in a retrieval system or transmitted in any form or by any means, electronic, mechanical, photocopying, recording or otherwise without prior written permission of The Quilter's Guild of Dallas. All rights reserved.

Monthly Advertising Rates

Business Card Horizontal Ad - (3.5" x 2") \$ 15

Full Page Ad - (7.25" x 9.5") - \$115

½ Page Vertical Ad - (3.5" x 9.5") or

½ Page Horizontal Ad - (7.25 x 4.5") \$ 60

¼ Page Vertical Ad - (3.5 x 4.5") \$ 30

(Call for 3, 6, and 12-month ad prices)

The deadline for submitting ads and articles for consideration for *Quilting Lines* is the fourth Thursday of each month or until space is sold out. All advertising fees must be included with any submitted advertising. If you wish to place an ad, please contact the editor.

All ads and articles may be sent to:

shellygoodwyn@hotmail.com
Shelly Goodwyn, Quilting Lines Editor
P. O. Box 2489
Red Oak TX 75154
972-842-3405
972-842-3263 fax

COMMUNITY SERVICE

VP Community Service

Rhonda Anderson

I hope that you are surviving the summer heat and are taking lots of quilting breaks!!!! If you have some free sewing time, please consider making something for the kids. We are in need of all types of quilts, tops, blocks, etc. Have any incomplete stockings? We would love to get those back, so we know where our numbers are for the year. Also, we are looking for those cancer bonnets again, so if you have the pattern, and are interested, please make those up. The hospital has used up our supply!

We still have a few covers for kids challenge packets available for you. Please let me know if you would like one, and I can mail it to you or you can stop by the table at the meeting to pick one up. The finished quilts are due at the August board meeting.

A big thank you goes to Pam Hanson, Ruth Hollis, Peggy Grey, Valerie Salter, Renee Bailey, Cynthia Bennett, Jody Lake, Theda Scroggins, Marie Spriggs, Nimble Thimbles Friendship Group, Emalyne Thaxton, Una Faye Osborne, Peggy Keirstead, Judith Brumm, and Marcia Shurtleff for their donations at the May meeting. If you would like to do bindings, quilting, piecing, etc, please ask and I will give you a job to do. We appreciate any help that you can give us!




Covers for Kids Workshop

Join us for the free workshop to help us make quilts for kids!

Mark your calendar for Sat. July 22nd. This workshop will be at a new location for us. Hancock Fabrics has opened a new store in Garland at 190 and 78. They are on the southeast corner of this intersection, next to Hobby Lobby. Please plan to join us. We will be there from 9:30 – 5, but come only part of the day, if you can! Please RSVP to Rhonda Anderson if you are coming, so we know how many stations to set up!

Covers for Kids Challenge

Amazing but true! This is the Guild's 10th Annual Covers for Kids Challenge! Packets will be available at the April meeting, and each meeting until they are gone! This year's theme is Peter Rabbit. The packet will contain 3 fabrics this year. They are so CUTE and will be fun to work with. Please join us in making a quilt for one of our children's charities! Packets are \$5 each and include these fabrics and a package of batting. You will add some fabrics of your own, and make a cute quilt for kids. Your money will be returned to you upon completion of the quilt! The completed quilts are due on August 31st. This gives you the whole summer to make something fun! Contact Rhonda Anderson by e-mail at abusyquilter@comcast.net if you have any further questions or would like a packet reserved for you.



Please bring your Box Tops for Education and Campbell's soup labels to Rhonda Anderson.

Reminder - we need the entire soup label, not just the UPC.

Executive Board Meeting

The next meeting of the Executive Committee, which includes **ALL** standing committee chairs, will be held on **Thursday, July 27th** at R.E.I. The meeting will be called to order at **7:00 p.m.**

If you have an item for the agenda, please contact **Barbara Hartman**

Quilt Rally Day
Marie Zaczkowski
Representative to the Texas Association of Quilt Guilds

Once a year, in mid-July, the Texas Association of Quilt Guilds (TAQG) sponsors a special event called Rally Day. All the TAQG guilds and their members are invited to attend this free event. The event features nationally known speakers. Goody bags are handed out to all attendees. Door prizes are awarded, there is a mini-quilt silent auction, TAQG raffle, and many of the guilds bring their own raffle quilts for display and ticket sales. Put Rally Day 2006 on your calendar now!

RALLY DAY 2006

DATE: Saturday July 15, 2006

TIME: Doors open at 9:00 A.M, and the event starts at 10:00 A.M. and will end by 4 P.M.

LOCATION: Coliseum at the University of North Texas, 600 Ave. D, Denton (Basketball Arena). Maps are available at guild meetings.

ADMISSION: FREE for all TAQG members, including member of the Quilter's Guild of Dallas. Just show your membership card. Guests that are not members of a TAQG guild can attend for \$20.

SPEAKERS:

Elsie M. Campbell, author of *Winning Stitches*. For more information on Elsie visit her website at <http://www.elsiemcampbell.com/> and **Carol Ann Sinnreich** of Lawton, Oklahoma. Her specialty is creating dynamic pictorials using the history of the Old American West as subject matter. Although known for her fabric "paintings," which capture the energy of large animals, charging horses, and stampeding bison, she also has an affinity for other subjects such as dogs, botanicals, and landscapes.

LUNCH: You may purchase a lunch ticket at Guild meetings thru May for \$5.50 (Turkey or ham sandwiches) OR you may bring your own.

PINS: Available at Guild meetings through May. Rally Day 2006 and TAQG pins are \$5 each. Past Rally Days are \$3 each.

TWO RAFFLES: Pre-Rally Day Raffle tickets will be sold only at Guild meetings thru May and Rally Day Raffle tickets are available at Rally Day ONLY- \$1 each or 6 for \$5

DOOR PRIZES: WONDERFUL!!!! For attendees ONLY!

MINI-QUILT AUCTION: Silent auction with opening bids at \$15.

For more information on Rally Day 2006, visit the Rally Day table at Guild meetings or contact Marie Zaczkowski

Directions from Dallas:

Go north on I-35 E to Denton. Take Exit 466B toward Avenue D. Turn north toward the campus. Turn right onto Eagle. Turn left onto Avenue D. Use parking lots on left and right or you can continue on Avenue E and park at Fouts Field on your left.

NOTE: If you love to make mini-quilts, please consider making a mini that the Dallas Guild can donate to the Rally Day auction. Each Guild is expected to contribute two mini-quilts. Quilts can be mailed to Marie Zaczkowski, 1105 Meadow Lane, Sachse, TX 75048.

Join the bus tour to.....

The World's Largest Quilt Show
www.quilts.com

Houston hotel, transportation, admission: \$270
Depart: Nov 2, 2006, 7:00am, I-20 Arlington
Return: Nov 4, 2006, 10:00pm
Contact: Marla Wyant, Tour Director
817/478-7655, webquilter@yahoo.com

Help Wanted

Do you have newsletter experience (preferably with PageMaker)? The Quilter's Guild of Dallas can use your talents. If your schedule is flexible the last week of each month, please contact Val Hubbard, VP Membership

Technical questions can be answered by Shelly Goodwyn - shellygoodwyn@yahoo.com

Library

Peggy Keirstead

Donated books are piling up! We have four titles given to us by Moon Over Mountain publishers.

Two books are devoted to miniatures. *A Few of My Favorite Miniature Quilts* by Christiane Meunier contains patterns for ten colorful and lively miniature quilts that offer a perfect combination of old and new patterns. *Traditional Mini Quilts*, by the Moon Over Mountain Quilters, gives eleven patterns for classic quilts in miniature size. This book includes some applique.

Our other new books offer quilt patterns along traditional lines. *Repro Quilts*, by Christiane Meunier, features ten quilt patterns that can be made up in reproduction fabrics, so that quilters of all skill levels can make quilts with the look of yesteryear. If you've been looking for Sunbonnet Sue, here she is! The Keystone Quilters are the authors of *Classic Quilts*, a book of eight classic quilt patterns, some of which have been created in traditional-looking fabric and others in more modern material.

Visit us at the guild website
www.quiltersguildofdallas.org



Visit us in east Texas and let us thank you by giving you 20% off one item when you bring this ad!

- Over 5000 bolts of beautiful 100% cotton fabrics
- Authorized Brother sewing machine dealer
- A wonderful selection of threads and embroidery software
- "The Bunkhouse" - our 2200 square ft. log cabin built especially for small group retreats
- A "Top Ten" quilt shop

Visit our website at www.stitchinheaven.com

Register for "Hot Flashes" our on-line newsletter and have a chance to win a \$50 shopping spree! We now offer "Live Support" on our website so chat with us while you are shopping!

502 E. Goode Quitman, TX 75783
Call Toll Free: 800 841-3901



Notions continued from Page 1

idea how the art is flourishing. When we put on our Quilt Celebration each year, we always have a number of people new to the quilt world come by but for the most part, we are "preaching to the choir". Please join me in finding new opportunities in our community to show our work in public places whether it is in libraries, corporate and government offices, banks, and other public venues. By expanding our world, we enrich the community, and introduce more of the general public to what we love. We may gain more members, and in turn maybe the number of great public projects that we continue to do.

Now off of my soapbox for this month.....have a great summer and sew a lot.

Barbara

Mystery Quilt

Rhonda Anderson

(Part 3)

This is part 3 of the On-Going Mystery Quilt. Please see Part 1 in the May newsletter, and Part 2 in the June newsletter. Have fun!

Mystery Quilt (Part 3)

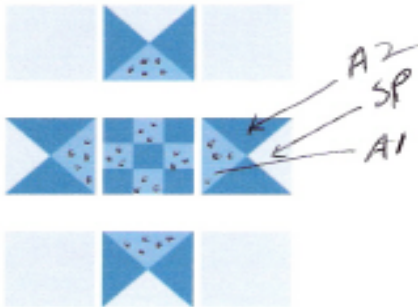
Step 4:



Assemble 9-patch Stars


Cut 36, 3 1/2" squares SP.

Layout plain squares SP, Quarter Square Blocks, and 9-Patch Blocks and stitch together as shown:



Press seams in opposing directions to make matching easier.

You should have nine completed 9-Patch Star blocks. You will have extra 9-Patch blocks. Save these for use in constructing pieced border.



Copyright © 2004 Mirra Bogen Fine Art, Quilting and Her Cousins

ODE TO MY WIFE THE QUILTER

She learned to quilt on Monday, her stitches were very fine
She forgot to thaw out dinner, so we went out to dine.

She quilted miniatures on Tuesday, she says they are a must
They really were quite lovely, but she forgot to dust.

On Wednesday it was a sampler, she says the stippling's fun
What hi-lights! What shadows! but the laundry wasn't done.

Her patches were on Thursday green, yellow, blue and red
I guess she really was engrossed, she never made the bed.

It was wall hangings on Friday, in colors she adores
It never bothered her at all, the crumbs on all the floors.

I found a maid on Saturday, my week is now complete
My wife can quilt the hours away, the house will still be neat

Well it's already Sunday, and I'm about to wilt
I cursed, I raved, I ranted, the MAID has learned to QUILT!!!

author unknown, submitted by Marcia Wood

common threads ad

Quilter's Guild Of Dallas "Trash To Treasures" Sale

July 6, 2006

It will soon be time for another quilter's Trash to Treasures sale. Well, not really "trash." More like "quilting stuff that is no longer right for you but might be perfect for someone else" sale.

Did you buy a really cool notion – only to find it wasn't quite so "cool" when you tried using it at home? Or have you found fabric in your stash that no longer fits into your style? Maybe you have realized that you no longer need those "beginner" books in your personal library. Well, start gathering up your excess fabric, threads, books, patterns, supplies, paints, leftover blocks, unfinished tops, and other "quilty" items that your fellow quilters will salivate over for this annual event.

If you have friends who are relatively new to quilting, this could be a good chance for them to acquire some new tools to try or add to their stashes. Or perhaps you will find some new toys for your own use or that perfect fabric to finish that quilt you've been working on.

Don't have anything to sell? Bring your shopping bag and have lots of fun shopping for great bargains and treasures. However, while shoppers will be welcome to scope out the items being placed on the tables for sale prior to the start of the meeting, you will not be permitted remove anything from the tables until the sale officially begins. While early birds traditionally get the worm, in our case, we prefer that all of our members and guests have an equal shot at the goodies.

If you plan to place items in the sale, here a few "rules" to help the sale run smoothly:

- Mark each item or grouping with a price tag firmly attached with adhesive or a safety pin (NO STRAIGHT PINS). *We will not price items for you.*

Price tag MUST include:

- Your member number and
- Price you are asking for the item.
- When pricing items, please set prices so we don't have to deal in pennies. (*i.e. \$2.45 or \$2.50, instead of \$2.49*)
- If you have lots of precut pieces or small amounts of fabric, group them and put in clear zip-lock type bags to sell as lots.
- For fabric yardage, please show the approximate yardage if the piece.
- Bring your items to the July 6 meeting.
- Check in at the Program/Workshop table
 - Bring a completed registration form (below) to turn it in or fill out a registration form on-site.
 - Put your items out on one of the sales tables around the room.
 - Stick around to take home any items that do not sell. We will not be responsible for unsold items.
- After the meeting, the Guild treasurer will tally up the total sales. The Guild will take a 10% cut; you get the rest.
- Checks for items sold will be available at the August meeting. If you are unable to attend the August meeting, your check will be mailed after the meeting.

Sales tips:

- People are looking for bargains. Price your items accordingly. (*i.e. do not try to recoup your original investment.*)
- Package your items attractively so that people can easily see what it is.
- Your fellow quilters probably aren't interested in broken, moldy, badly stained or just plain unusable items.

TRASH TO TREASURES SALE REGISTRATION FORM

(Turn completed form in the night of the sale at the Program/Workshops table)

Please print all information legibly. This information will be used to prepare your check.

Name: _____

QGD Membership # (Required) _____

Mailing Address: _____

City/State/ZIP: _____

Phone Number _____

or E-Mail Address _____

(in case we need to contact you) _____

Quilter's Guild of Dallas Membership Form

PLEASE PRINT OR TYPE CLEARLY.


Your name should appear as you wish to have mailings from the guild addressed.

Date Completed:		Membership # (Renewals Only)	
Name:			
Mailing Address:			
City:		State:	Zip+4 (we need all nine digits for mailings):
Home Phone:		Work Phone:	Cell Phone:
Fax:		E-Mail Address:	
<input type="checkbox"/> Check here if you DO NOT want your address/phone number to appear in the yearbook/directory	<input type="checkbox"/> RENEWALS & REJOINS: Check here if any of the above information has changed from previous year(s).	Please indicate how you would prefer to receive your monthly newsletter: <input type="checkbox"/> U.S. Postal Service <input type="checkbox"/> Internet (download from guild website as a PDF file)	
Check One: <input type="checkbox"/> New Member <input type="checkbox"/> Renewal <input type="checkbox"/> Rejoin	Please Indicate Age Group: <input type="checkbox"/> Under 18 <input type="checkbox"/> 18 – 29 <input type="checkbox"/> 30 – 39 <input type="checkbox"/> 40 – 49 <input type="checkbox"/> 50 – 64 <input type="checkbox"/> 65 or over	Please check all that apply: <input type="checkbox"/> Junior Member (under 18) <input type="checkbox"/> Senior Member (65 & over) <input type="checkbox"/> Charter Member <input type="checkbox"/> Past President	
Would you be interested in helping on a Committee?	<input type="checkbox"/> Block Contest <input type="checkbox"/> Christmas Projects <input type="checkbox"/> Community Service <input type="checkbox"/> Fund Raisers <input type="checkbox"/> Guild Store <input type="checkbox"/> Library	<input type="checkbox"/> Member Contact <input type="checkbox"/> Newsletter <input type="checkbox"/> Programs & Workshops <input type="checkbox"/> Publicity <input type="checkbox"/> Quilt Celebration <input type="checkbox"/> Retreat	
Suggestions/Comments? <hr/> <hr/>			
Dues Information <i>In accordance with guild bylaws, the membership year runs from September through August. Non-refundable dues are as follows:</i>			
<input type="checkbox"/> New Member <i>Joining between September and February</i> \$25.00 <i>Joining between March and August.....</i> \$15.00	<input type="checkbox"/> Regular Membership..... \$25.00	<input type="checkbox"/> Senior Membership (65+) and <input type="checkbox"/> Junior Membership (under 18) <i>Joining between September and February</i> \$15.00 <i>Joining between March and August.....</i> \$10.00	<input type="checkbox"/> Charter Membership <i>Available only to individuals who were members when guild was formed.....</i> \$20.00 <input type="checkbox"/> International Membership..... The above applicable annual dues plus an additional \$15.00
Amount Enclosed		Check #	

Make Checks Payable (in US Dollars) to the **Quilter's Guild of Dallas, Inc.** (Do Not send cash through the mail)

Return completed form and check to:

Trish Ballard
 3213 Rankin
 Dallas, TX 75205-1418



SUNSHINE & SHADOW

Mary Howard

Please keep these fellow quilters in your prayers and well wishes. Remember that a simply card with your note can make a world of difference!

Phyllis Murphy's husband Jim passed away on April 21st. If you would like to make a donation, the Leukemia/ Lymphoma Society would be their charity of choice.

SharonLynn Martinez's partner, Sandy, continues in her cancer treatment.

Quilter's Guild of Dallas Meeting Policies & Procedures

Member Check-in: When you come to a general guild meeting, please remember to stop at the membership table and get your door prize ticket. These tickets are used to keep a tally of our attendance numbers and to select the door prize winners.

Membership Cards: Membership cards must be shown (and preferably worn) at each meeting. If you forget your card, a \$.50 fee is charged and donated to the library fund. If you have lost your card or your nametag sleeve and wish to purchase a new one, they are available for \$1.00 each at the general guild meetings. You can find your membership number in the upper right corner of your mailing label. Please write your number on your membership card.

Guest Policy: We encourage and welcome guests and visitors at our general meetings. There is a \$5.00 guest fee for non-members attending any meeting hosting an out-of-town speaker.



Parade Of Events

July 15 TAQG Rally Day, University of Denton

July 21-22 The Creative Quilters Guild of Ellis County - Midlothian Conference Center FMI www.cqguild.org or 972-723-8669

July 28-29 "Big Hearted Houston" Quilt Guild of Greater Houston FMI www.qggh.org

August 18-19 Waco Quilter's Guild, Waco Convention Center FMI homespunquiltguild.com 254.848.5093

September 15-17 Conquering the West, One Stitch at a Time, Trinity Valley Quilters Guild, Amon G. Carter Exhibition Hall FMI www.tvqg.org or 817-295-0569

September 28-Oct 1 "In a Quilter's Garden, Austin Area Quilt Guild, Austin

January 12 - 16, 2006 Winter Retreat

March 10-13 Quilt Celebration, Market Hall

Friendship Groups



See your guild directory

To make corrections to this listing,
please contact the newsletter editor

**Questions about our Guild?
Call the Guild Voice Exchange at
972-480-5939
OR
check out our website at
www.quiltersguildofdallas.org**

PROGRAM UPDATES

JULY PROGRAM

By Anne Colvin Mosher

Trash to Treasure Sale

Quilter's Guild of Dallas will be hosting our annual Trash to Treasure sale in the "big room" at the Temple. We've all invested in gadgets that weren't as wonderful to our personal style as they were at the demonstration. We've all bought fabric – then had our taste evolve to something different. This is an opportunity for your misguided purchases to become treasures for another Guild member. Participants will need to have their items properly marked and priced ahead of time, arrive early enough to get it out on the sales tables, and then stick around to (a) shop for new treasures of your own and (b) retrieve the unsold items from your stash. If you have friends who are newbie quilters, this is a great opportunity for them to acquire some new toys or fabric at deep discounts. Spread the word. Please refer to the form/instructions elsewhere in this newsletter for more detailed instructions.

August Quilters of Gee's Bend

On August 3, 2006, the Quilter's Guild of Dallas welcomes a group of quilters from Gee's Bend, Alabama. The small rural community known as Gee's Bend is named after Joseph Gee, the first white man to stake a claim therein the early 1800s. In 1850, the Gee family sold the plantation to Mark Pettway. After the Civil War, the freed slaves took the name Pettway and continued to work the land as tenant farmers, eventually purchasing farms from the federal government in the 1940s.

Isolated geographically along the Alabama River southwest of Selma, Alabama, the women of Gee's Bend created quilts from whatever materials were available. What developed is a distinctive, bold, imaginative quilting style that more closely resembles modernist abstract paintings than traditional quilt patterns. Passing their skills down through the last six generations, the quilters of Gee's Bend continue to create quilts that emphasize individuality and innovation. An exhibit at the Museum of Fine Arts, Houston, in 2002, featured seventy of the women's quilts.

In 2003, all the living quilters of Gee's Bend (more than fifty women), founded the Gee's Bend Quilt Collective. The Collective is owned and operated by the women of Gee's Bend and serves as the exclusive means of selling and marketing their quilts. In June, a "sequel" to the blockbuster Gee's Bend exhibit, entitled "Gee's Bend: The Architecture of the Quilt" opens at the Museum of Fine Arts – Houston (www.MFAH.org) and runs through September 4, 2006

Workshops In The News

Gabrielle Swain gabrielleswain.com
Friday, June 2: 9-4 Reverse Applique: Texture, Depth and Dimension
Saturday, June 3: 9-4 Designing from Nature for Applique

**STUDY AND LEARN FROM
THE MASTERS.
SIGN UP FOR CLASSES TODAY!**

before embarking on its' own nationwide tour. For further information about the quilters of Gee's Bend, go to their web site, www.quiltsofgeesbend.com, or look for these books: *The Quilts of Gee's Bend* and *Gee's Bend: The Women and Their Quilts*.

September Barb Vlack

Maybe you've watched the demonstrations of The Electric Quilt software at quilt shows or at your favorite quilt shop. Perhaps you've even purchased it, taken it home and installed it on your computer. But then panic sets in, as you aren't quite sure what to do with it.

Well, we have the answer for you! Our September speaker/teacher is Barb Vlack – acknowledged as one of the leading EQ5 authorities in the country! Ms. Vlack will be lecturing about the software and its' capabilities during the meeting, then teaching two hands-on classes on Friday and Saturday following the lecture. Not only will you leave ready to design your next award-winning quilt using the software, but Barb will have you giggling and chuckling as well. (This is a personal testimonial from Judy Kriehn, who spent a whole lot more than \$40.00 to take a half-day version of one class in Houston...) To take one or both of the classes, you will need to bring a laptop computer with a licensed copy of EQ5 installed.



Workshop Registration Form

Member # _____
Name _____
Daytime Phone _____
Evening Phone _____
Email: _____

Workshops last from 9 am - 4 pm

Cost: \$40.00/day for Guild Members - \$45.00/day for others

September: **Barb Vlack**
Friday (09/08/06): Beginning Basics for EQ5*
Saturday (09/09/06): Designing Quilts in EQ5
(intermediate level) *

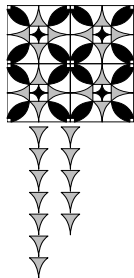
** must bring laptop with licensed copy of EQ5 installed*

October: Laura Wasilowski
Friday (10/06/06): Garden of Eden
Saturday (10/07/06): Woodcut Quilts

Visit the Program/Workshops table at the meetings to view samples when available. You may sign up at meetings or via mail. Space is limited!

*Copy this form and make out a check to
Quilter's Guild of Dallas for the total amount,
and send them along with a SASE to:*

Marie Zaczkowski
1105 Meadow Lane
Sachse, TX 75048-2813



Quilter's Guild of Dallas, Inc.
305 Spring Creek Parkway
Box 521 Suite 508
Dallas, TX 75248-5711

DALLAS QUILT CELEBRATION

festival of HOLIDAYS

Dallas Market Hall
March 16-18, 2007

Cash Awards

Lectures

Nationally Known Judges

Merchant Mall

Quilt Appraisals

Special Exhibits

Live Miniature Auction

Demonstrations

NON-PROFIT ORG.
U.S. POSTAGE PD.
DALLAS, TEXAS
PERMIT #1777

“Under the Magnifying Glass”
2007 AQS Challenge
Sandy Brawner
972-420-6022

As most of you know each year the American Quilter’s Society holds the Ultimate Guild Challenge in which quilt guilds are invited to compete to win \$5,000. Even though the competition is stiff, our guild has a lot of talent. We have won it before and we can win it again! This year’s theme, “Under the Magnifying Glass”, will stir your creative juices.

We have only two rules this year:

1. Incorporate the theme, "Under the Magnifying Glass."
2. Quilt must be 54" in width X 42" in height.

We have Judy Kriehn to thank for this intriguing theme. Under the magnifying glass evokes all sorts of images from the scientific (drop of water, hairs on a caterpillar’s leg, skin cells) to the inspirational (flower petals, snow flake, a butterfly’s wing, grandchild’s hand). Turn commonplace items into the spectacular! The Ultimate Guild Challenge is a separate show category with its own prize money and all entrants must be Guild members. More details will follow in future newsletters.

Now, get out that magnifying glass and start inspecting everyday items in your world.